


### Dati tecnici Technical features

Max contenuto d'acqua Max water capacity	348 l
Peso netto Net weight	68 Kg


### Dati dimensionali Dimensional features

Volume d'imballo Packaging volume	1.2 m <sup>3</sup>
--------------------------------------	--------------------


### Installazioni disponibili Installations allowed



**CENTRO STANZA**



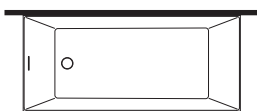
**1/3(SX)**



**2/4 (DX)**

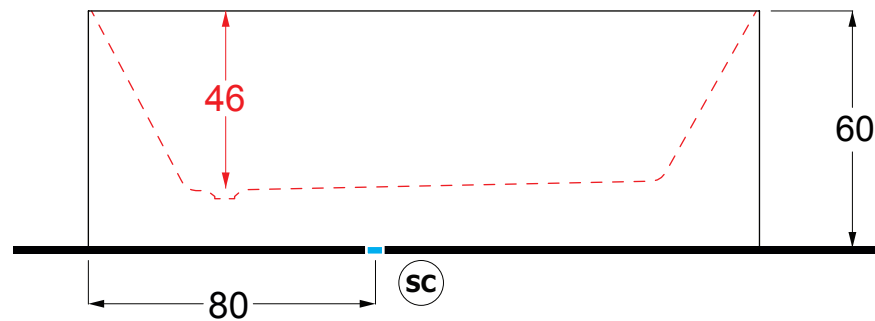
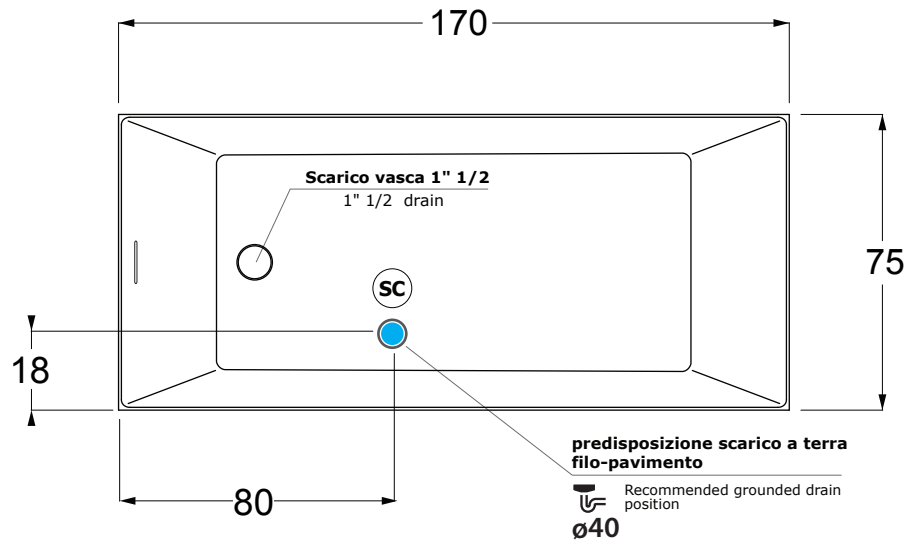


**5/6**



**7/8**

### Disegno tecnico / Technical drawing



Scarico a terra consigliato filo-pavimento (SC) Recommended grounded drain ø40

### Punti di appoggio a terra / Ground support points

#### VISTA DA SOTTO - posizione piedini

